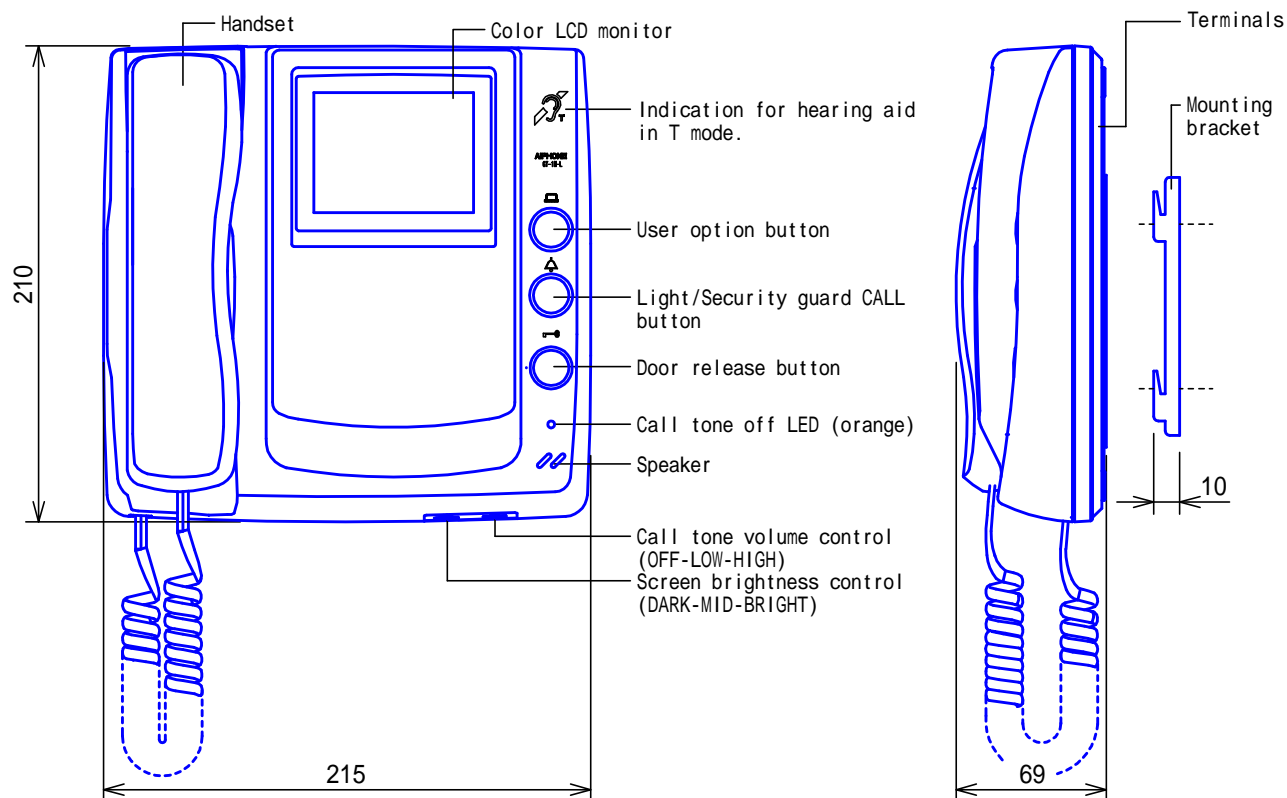
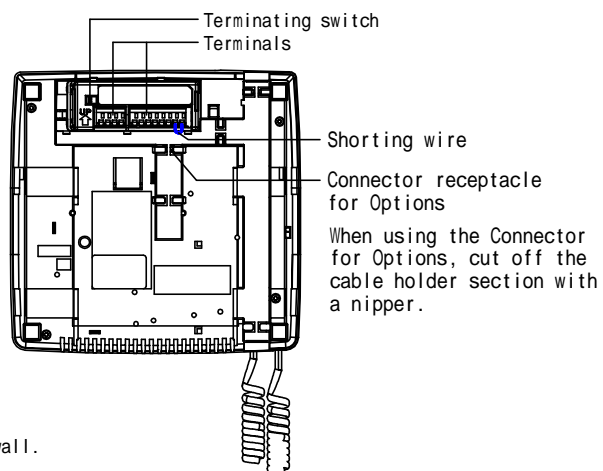
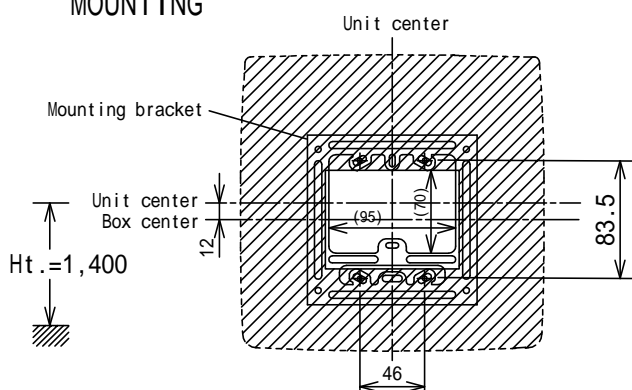


PRODUCT DRAWING



MOUNTING



SPECIFICATIONS

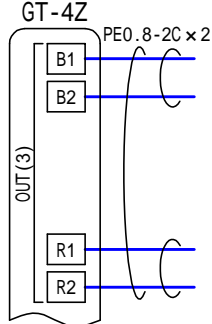
(): Opening cut out on the wall.

Power source	Supplied from GT-BC, GT-VBC			
Video-monitor	3-1/2" TFT color LCD			
Number of pixels	230,000 pixels			
Type of communication	Simultaneous with handset			
Ambient temperature	0 ~ +40			
Mounting	Surface wall-mount			
Station capacity	Doorbell: One.			
Electrical box	Two-gang box			
Housing	Fire-retardant ABS plastic			
Weight	820g(approx.)			
Unit color	Egg white (5Y9/0.2 Munsell Approximation)			
DESCRIPTION (No concierge, RESIDENTIAL MONITOR STATION no panic call)	FIG. NAME PRODUCT/SPECIFICATIONS	UNIT mm	DATE 11 March, 2011	
MODEL NO. GT-1M-L	FIG.NO. G57620-1-2	PAGE 1/2	REVISION 1	AIPHONE

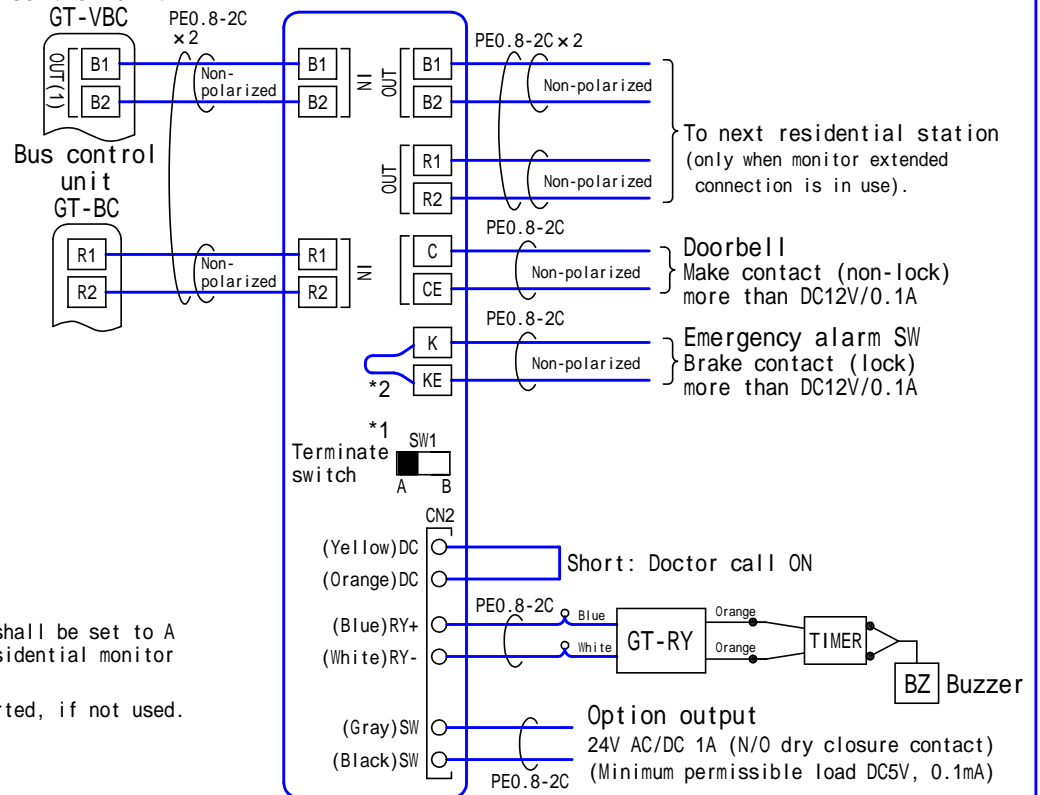
WIRING DIAGRAM

When 4-apt. Bus junction unit is used:

4-apt. Bus junction unit



Video Bus control unit GT-VBC Residential monitor station GT-1M-L



*1. Terminating switch shall be set to A position on both Residential monitor stations.

*2. Keep [K] & [KE] shorted, if not used.

PE: PVC-coated cable

RESTRICTIONS

The video & audio wires shall be run in each separate-jacketed cable.

FUNCTIONS

Light control available when receiving a call from Entrance station

Calling and communication with Concierge station, both ways

Receiving Emergency alarm. (Emergency call tone sounds and transfer is made to Concierge station.)

Alarm sound and transfer to Concierge station triggered by broken wire

Receiving a call and communication with Entrance station(3 minutes(approx.))

Activating door release with Door release button (while receiving a call from or communicating with Entrance station).

Activating Entrance station monitor (30 sec.) by pressing Door release button.

Receiving a tone call from Doorbell at the door

Setting for a doctor call: Short between DC and DC of CN2 in GT-1M-L.

Press Light button on GT-1M-L to be set. Call tone off LED blinks for 0.5 sec. every

2.5 sec. User-optional feature using SERVICE button, such as turning on/off light, elevator control, etc.

SETTING

Adjusting Call tone volume (OFF - MID - HIGH) Call tone volume control

(When the switch is put to OFF position, the tone-off blinker notifies.)

Screen brightness (DARK - MID - BRIGHT) Screen brightness control

Terminating the Residential monitor station (A: Terminated) with Terminating switch

DESCRIPTION	(No concierge, RESIDENTIAL MONITOR STATION no panic call)	FIG. NAME	UNIT	DATE
		WIRING/RESTRIC./FUNC./SETTING	mm	11 March, 2011
MODEL NO.		FIG.NO.	PAGE	REVISION
GT-1M-L		G57620-2-2	2/2	1

AIPHONE